

LED Downlight and in-line emergency kit

LDE3F and LDCK330/40

Where projects require the advantages of low energy/long life LEDs packaged in standard downlight products for plasterboard ceilings and ceiling tiles the **LDE3F** range is the ideal choice. The **LDE3F** downlights (white, black or silver thermally conductive plastic) are installed using spring clips into a 45mm diameter cut-out.

The **LDE3F** range can be supplied with the **LDCK330/40** in-line emergency driver kit which can pass through the cut-out into the ceiling void (minimum void depth 175mm).

LDE3F/WIDE (WIDE BEAM)

The **LDE3F/WIDE** downlight offers a Wide beam (160 degree) lens configuration ideal for illumination of open areas with mounting heights of typically 2 to 5m.

LDE3F/C ('CORRIDOR' BEAM)

The **LDE3F/C** downlight offers a dissymmetric lens providing a narrow beam across the width of a corridor and extremely wide (batwing) distribution along the length of the corridor.

LDE3F/HL (HIGH LEVEL / MEDIUM BEAM)

The **LDE3F/HL** downlight offers a medium beam ideal for higher mounting heights of typically 6 to 10m or lighting high risk tasks. **NB:** it is often an advantage to use higher operating currents for this lens — see the LDC Power Supply data sheet.


The 'standard' emergency driver pack is the **LDCK330/40**.

This comprises a one piece housing for the emergency driver and high temperature NiCd battery and easily passes through the cut out required to mount the **LDE3F**.


When the normal mains supply fails the **LDCK330/40**

powers the **LDE3F** downlight for 3hours

The **LDCK330/40** has Class II insulation, an Extra Low Voltage output and features double insulated wires to the downlight to provide additional mechanical protection.



LDE3F/WIDE/WH White Downlight



LDE3F/WIDE/BL Black Downlight (DALI red 'fault' indication)




LDCK330/40 complete kit with LDE3F/WIDE/WH

All details and specifications shown in this document are deemed correct at time of publication. The right to modify equipment, change specifications and instructions without notice, is reserved as part of the Emergency Lighting Products Limited policy of continuous development and improvement. We endeavour to keep all our customers informed of any alterations as and when they occur.

LED Downlight and in-line emergency kit

SPECIFICATION

Non-maintained	
Light source	Nichia white LED
Colour temperature	4000 to 5000K
Lumens (emergency)	160lm
IP rating	IP42
Ambient temperature (Ta)	0 to 40°C
Insulation class	Class II
Supply voltage	230V ~ 50Hz
Supply power	1.5W
Battery	1 x 2.4V 1.8Ah NiCd
Dimensions	260mm (L) x 32mm (W) x 35mm (H)
Minimum void depth	175mm



LDE3F/HL/WH White Downlight
(also available in Black)

Typical Emergency Lighting Spacings for LDE3F Downlights connected to LDCK330/40 emergency driver pack

Mounting height Hm (m)	LDE3F/WIDE @ 350mA		LDE3F/C @ 350mA		LDE3F/HL @ 350mA	
	Spacing (m) min 0.5Lux open area	Spacing (m) min 1Lux escape	Spacing (m) min 0.5Lux open area	Spacing (m) min 1Lux escape	Spacing (m) min 0.5Lux open area	Spacing (m) min 1Lux escape
2.0	9.8	8.9	n/a	11.9	n/a	n/a
2.5	9.4	8.2	n/a	12.9	n/a	n/a
3.0	8.7	7.5	n/a	13.1	n/a	n/a
3.5	8.0	6.8	n/a	13.4	n/a	n/a
4.0	5.9	4.8	n/a	14.5	n/a	n/a
6.0	6.4	4.5	n/a	13.2	5.2	n/a
8.0	n/a	n/a	n/a	11.1	7.3	n/a
10.0	n/a	n/a	n/a	9.8	8.9	n/a
12.0	n/a	n/a	n/a	7.8	10.1	n/a

NB: Full .LDT photometry files available upon request

Notes (LDE3F/HL):
10.76Lux achieved at Hm=5m
15.00Lux achieved at Hm=4m

ORDER CODES

Description

LDCK330/40 + LDE3F/WIDE/WH	Emergency driver pack with Wide beam downlight; White body
LDCK330/40 + LDE3F/C/WH	Emergency driver pack with Corridor beam downlight; White body
LDCK330/40 + LDE3F/HL/WH	Emergency driver pack with High Level (medium) beam; White body

Suffix for Options:

/SL	Silver body
/BL	Black body

NB: Primarily designed for intermittent operation.

Emergency Lighting Products Limited

Parbrook House, Gillmans Industrial Estate, Natts Lane Billingshurst, West Sussex RH14 9EZ
Telephone: +44 (0) 1403 786601 Fax: +44 (0) 1403 786602 e-mail:sales@elp.uk.com www.elp.uk.com

LDE3&LDCK330/40DS-05-19

