

LED Exit Sign Luminaires

Mizzen


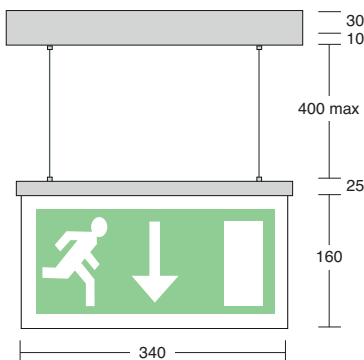
The **Mizzen** sign luminaire offers a really attractive method of providing an illuminated safety sign with adjustable suspension heights from a surface mounted gear box and with no visible power cable. The integral LEDs illuminating the double sided engraved safety legends have long life (>50,000 hrs) and operate at very low energy. These luminaires feature a small surface mounted plastic gear box and a suspended extruded aluminium LED housing which also retains the legend panel.

OPERATION

The **Mizzen** luminaires are available with mains only or Maintained emergency operation. (All emergency versions provide 3 hour duration). Maintained versions can be used for standard switched mains lighting but will automatically provide emergency lighting in the event of a complete loss of normal mains supply. (Non-maintained operation is available by excluding a switched live supply).

The height of the panel can be set by adjusting the lengths of the suspension wires via slide and lock holders in the gear box. The suspension wires also provide the SELV electrical supply to the LEDs so there is no need to have a visible power cable.

The **Mizzen** luminaires are designed to comply with EN60598.2.22




MZ/M3/ECAD

GENERAL DETAILS

Product	White suspended LED Exit Sign
Light source	18 long life White LEDs
Luminaire Lumens	N/A
Sign viewing distance	32m
Construction	Polycarbonate with PMMA legend panel
Geartray	N/A
Dimensions	340mm (W) x 600mm (H) x 45mm (D)
Cable Entry	20mm hole in ceiling plate

All details and specifications shown in this document are deemed correct at time of publication. The right to modify equipment, change specifications and instructions without notice, is reserved as part of the Emergency Lighting Products Limited policy of continuous development and improvement. We endeavour to keep all our customers informed of any alterations as and when they occur.



LED Exit Sign Luminaires

SPECIFICATION

Light source	18 x white LEDs
Colour temperature	4000 to 5000K
Luminaire lumens (mains)	N/A
IP rating	IP20
Ambient temperature (Ta)	25°C
Insulation class	Class II
Supply voltage	230V ~ 50Hz
Supply power (Maintained)	2.1W
Supply power (Non-maintained)	0.8W
Charge power (typical)	0.8W
Battery	3.6V 900Ah NiCd
Weight	2.5kg



MZ/M3/ISOAU



MZ/M3/ECAL

ORDER CODES

MZ/M3

Description

Maintained LED exit sign surface mounted or recessed gearbox with suspended LED strip and double sided engraved and printed legend

LEGENDS:

- /ECAR** EC Forma — Arrow Right
- /ECAL** EC Format — Arrow Left
- /ECAD** EC Format — Arrow Down
- /ISOAR** ISO Format — Arrow Right
- /ISOAL** ISO Format — Arrow Left
- /ISOAU** ISO Format — Arrow Up

Emergency Lighting Products Limited

Parbrook House, Gillmans Industrial Estate, Natts Lane Billingshurst, West Sussex RH14 9EZ

Telephone: +44 (0) 1403 786601 Fax: +44 (0) 1403 786602 e-mail:sales@elp.uk.com www.elp.uk.com

MIZZENDS-05-16

